

# **CHEROKEE MENTAL HEALTH INSTITUTE**

## **RESPONSE TO FOLLOW-UP DATA REQUESTS**

September 25, 2009

**Prepared by the Iowa Department of Human Services**  
Office of the Deputy Director for Field Operations

## Table of Contents

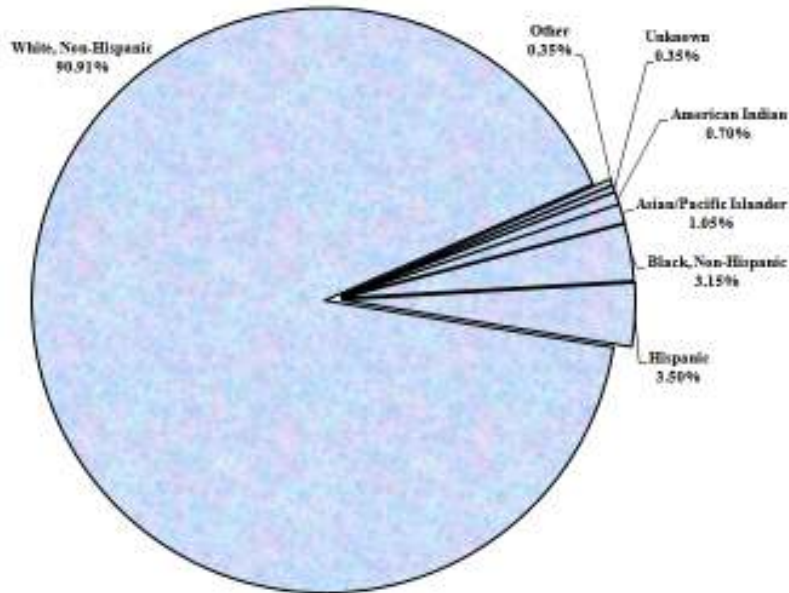
Ethnicity .....	3
Adult Psychiatric .....	3
Adolescent Psychiatric .....	4
Child Psychiatric .....	5
Referral Sources .....	6
Physical Plant / Infrastructure .....	7
Utilization .....	7
Breakdown of Revenues by Leased Space, FY2009 .....	9

# Ethnicity

## Adult Psychiatric

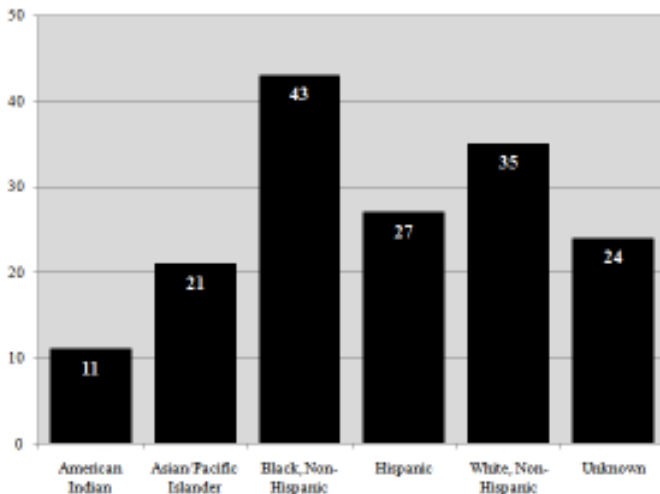
In FY2009, 90.9% of adults admitted to Cherokee MHI were white, non-Hispanic, with other ethnicities represented as shown in Chart 1.

**Chart 1**  
Ethnicity of Individuals Admitted to Cherokee, Adult Psychiatric, FY2009

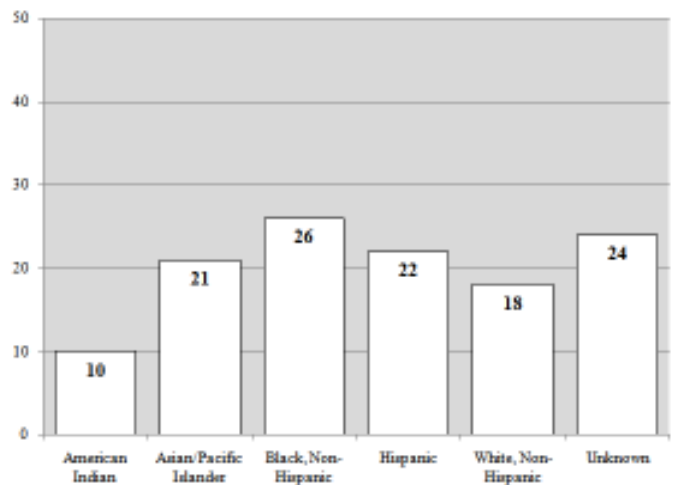


In FY2009, the average length of service (ALOS) and median length of service (MLOS) for individuals discharged from the adult psychiatric program, by ethnicity, are shown in Charts 2 and 3.

**Chart 2**  
ALOS – Cherokee Adult, by Ethnicity, FY2009



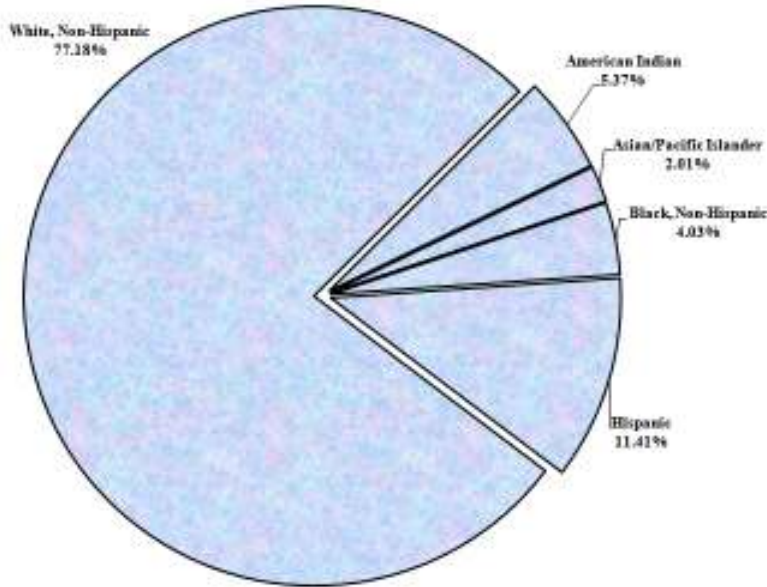
**Chart 3**  
MLOS – Cherokee Adult, by Ethnicity, FY2009



Adolescent Psychiatric

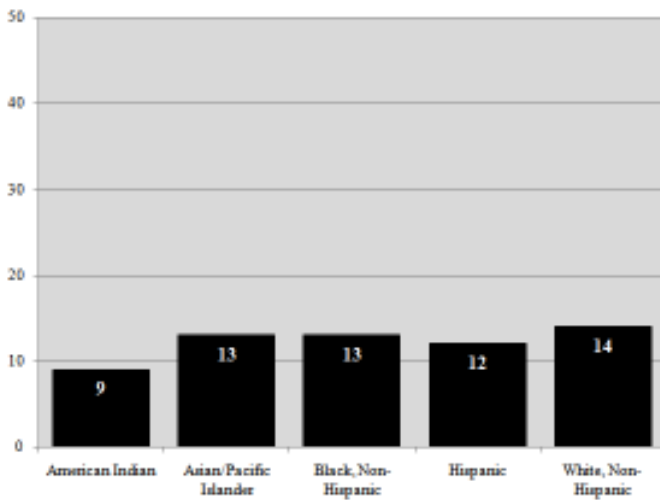
In FY2009, 77.2% of adolescents admitted to Cherokee MHI were white, non-Hispanic, with other ethnicities represented as shown in Chart 4.

**Chart 4**  
Ethnicity of Individuals Admitted to Cherokee, Adolescent Psychiatric, FY2009

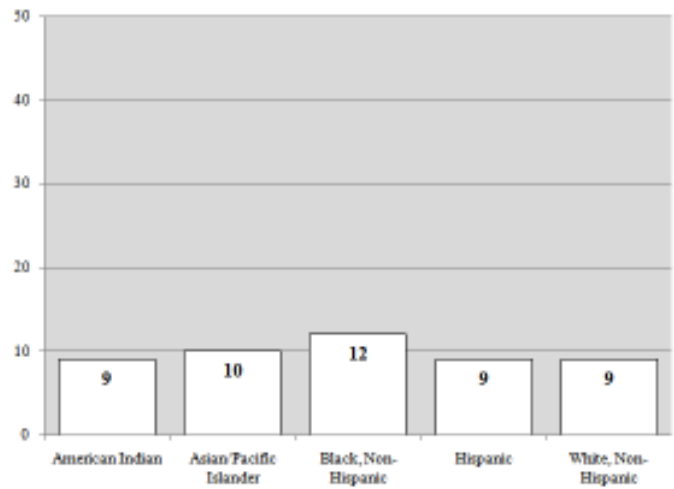


In FY2009, the average length of service (ALOS) and median length of service (MLOS) for individuals discharged from the adolescent psychiatric program, by ethnicity, are shown in Charts 5 and 6.

**Chart 5**  
ALOS – Cherokee Adolescent, by Ethnicity, FY2009



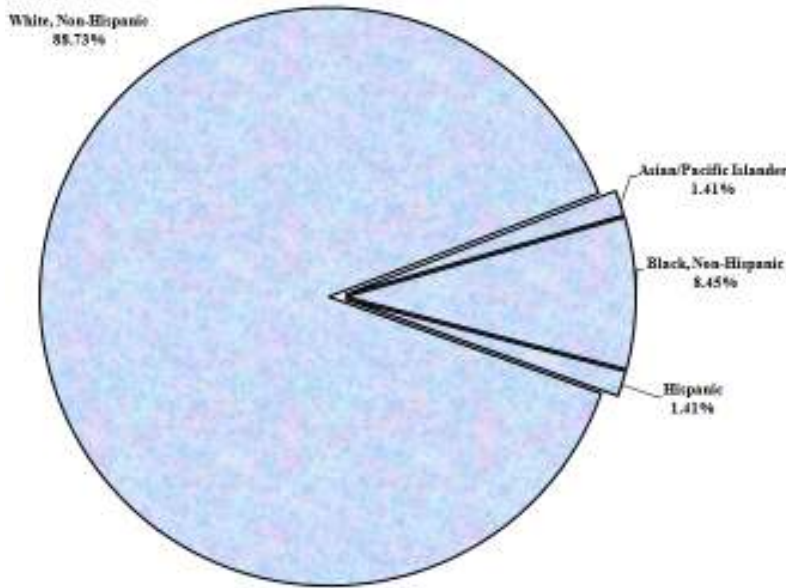
**Chart 6**  
MLOS – Cherokee Adolescent, by Ethnicity, FY2009



Child Psychiatric

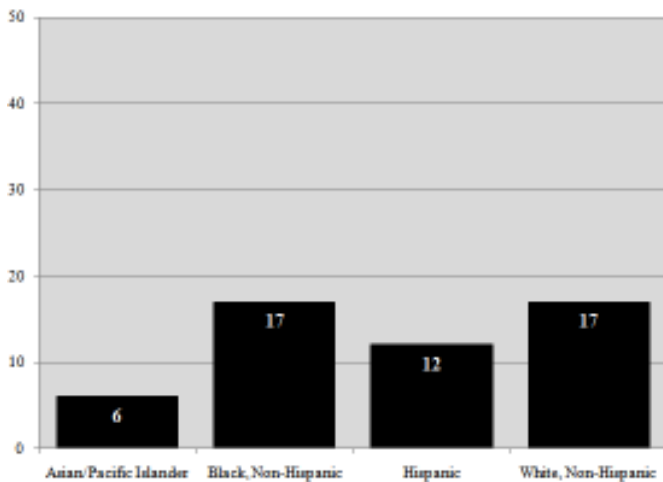
In FY2009, 88.7% of children admitted to Cherokee MHI were white, non-Hispanic, with other ethnicities represented as shown in Chart 7.

**Chart 7**  
Ethnicity of Individuals Admitted to Cherokee, Child Psychiatric, FY2009

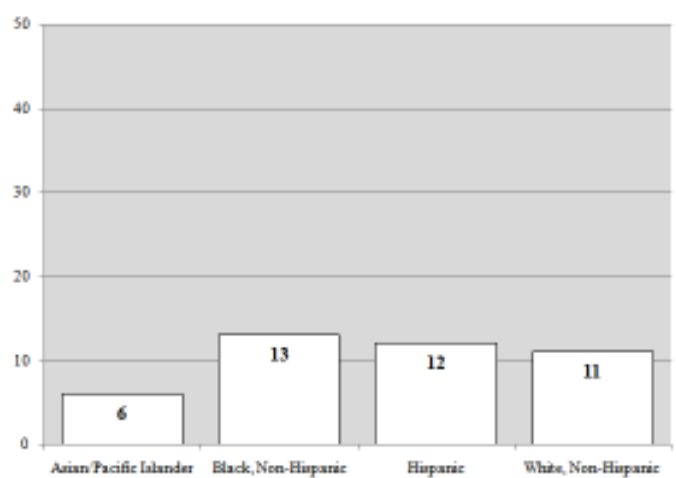


In FY2009, the average length of service (ALOS) and median length of service (MLOS) for individuals discharged from the child psychiatric program, by ethnicity, are shown in Charts 8 and 9.

**Chart 8**  
ALOS – Cherokee Child, by Ethnicity, FY2009



**Chart 9**  
MLOS – Cherokee Child, by Ethnicity, FY2009

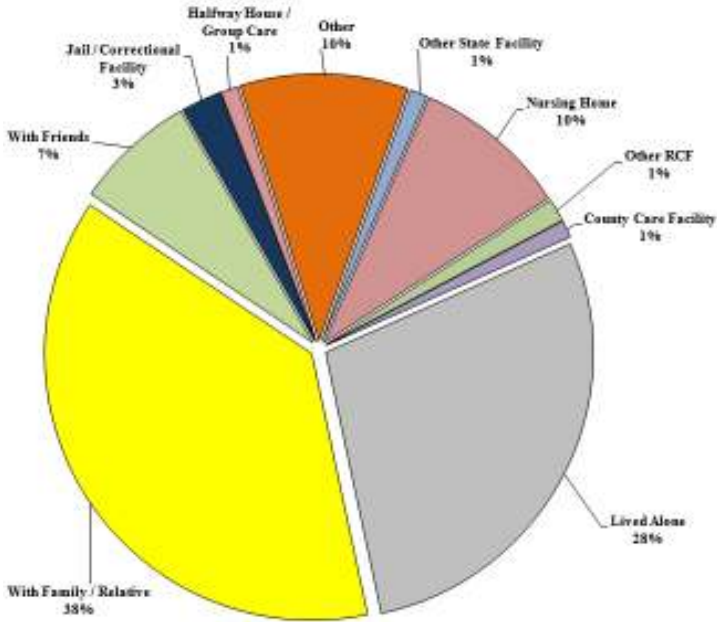


## Referral Sources

Of the total admissions in FY2009, 60.1 % of the referrals made to Cherokee MHI came from family members/relatives of the individual, with specific program breakdowns shown in Charts 10 through 12.

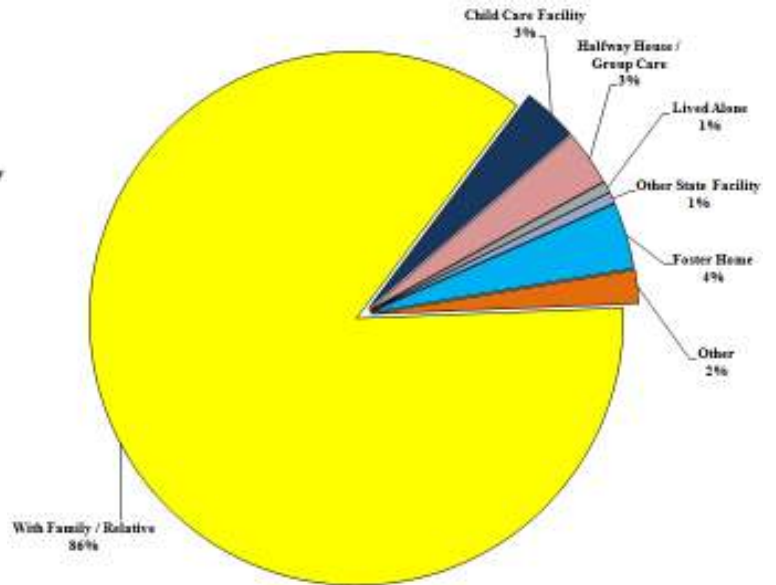
**Chart 10**

Cherokee Adult Referral Sources, FY2009



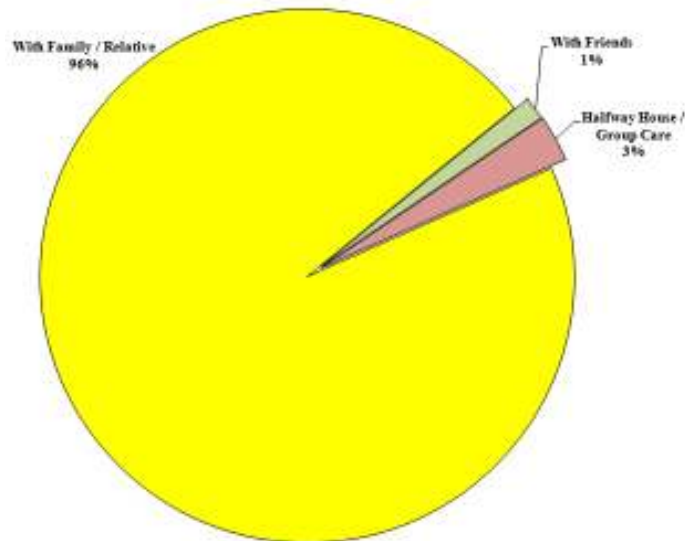
**Chart 11**

Cherokee Adolescent Referral Sources, FY2009



**Chart 12**

Cherokee Child Referral Sources, FY2009



# Physical Plant / Infrastructure

## Utilization

Building	Wing / Ward	Use	Square Feet	Percent Occupied/ Utilized	Capacity, if not occupied	Could be Vacated?	Remodel Required
Main Building	N1	Dr. Offices	5,945	100%			
	N2	PRP/School	6,633	100%	12 locked, 20 open	Yes	None for the unit, however PRP/School would move to Donahoe. Donahoe needs 6 bathrooms remodeled. A/C would need to be updated eventually.
	N3	Tenant	5,508	100%			
	N4	Patient Ward	6,570	100%			
	N5	PRP	6,541	100%	20 open	YES	See N2
	N6	Patient Ward	6,031	100%			
	N7	Patient Ward	6,750	100%			
	N8	Unoccupied Ward	6,588	unoccupied	12 locked, 20 open	N/A	Needs ceiling finished, 2 bathrooms renovated (i.e. tile, install skink, shower, stools), lighting, install ductwork and connect A/C, flooring, etc.
	N9	Patient Ward	6,554	100%			
	N7 Attic		6,383	unoccupied	N/A	N/A	
	N8 Attic		6,831	unoccupied	N/A	N/A	
	N9 Attic		6,831	unoccupied	N/A	N/A	
	N1 Base	storage	6,210	100%			
	N2 Base	storage	3,622	100%			
	N3 Base	storage	7,074	100%			
	Stairwells		3,882	N/A			
	Fire Escapes		1,386	N/A			
	Tunnels		15,979	N/A			
	Shop area 1st floor	shops	4,892	100%			
	Shop area 2nd floor	shops	5,237	100%			
	Shop area Attic		4,486	unoccupied	N/A	N/A	
	Power House	Boiler Room	5,341	100%			
		1st Floor	7,912	100%			
		Basement	12,626	100%			
		2nd Floor N	2,916	storage 100%	N/A	N/A	
	Basement Center	Laundry & Kitchen	14,239	100%			
	Basement ADM	Shops & Kitchen	8,981	100%			
	Storeroom	Main Floor	7,451	100%			
		Top Floor	7,488	100%			
	Administration	1st Floor	14,082	100%			
		1st Fl Center	13,268	100%			
		2nd floor	12,952	100%			
		2nd Fl Center	12,318	100%			
3rd Floor		8,668	100%				
3rd Fl Center		1,168	100%				
4th Floor		7,409	80%				
Attic		7,286	unoccupied	N/A	N/A		
Attic - center	10,792	unoccupied	N/A	N/A			

Cherokee MHI – Response to Follow-up Data Requests

Building	Wing / Ward	Use	Square Feet	Percent Occupied/ Utilized	Capacity, if not occupied	Could be Vacated?	Remodel Required
Paint Shop		Paint Shop	1,177	100%			
Ginzberg	1st Floor G11	Yes Center	4,017	100%			
	1st Floor G15	Evac Ward	3,867	unoccupied	15	N/A	Extensive remodeling required, i.e. HVAC, bathrooms, flooring, ceilings, etc
	1st fl Center	Yes Center	1,446	60%			
		Healthy Families	727	100%			
		Juv	602	100%			
		Lobby and Halls	1,660	100%			
	2nd Floor G12	Synergy	3,435	100%	12	YES	Needs updating
	2nd Floor G16	Synergy	4,238	100%	13	YES	Needs updating
	2nd Fl Cent	unoccupied	4,136	unoccupied	12	N/A	Needs updating, has not been used for some time
	Basement G10	unoccupied	4,102	unoccupied	10	N/A	Floor is water damaged, needs repair
	Basement G14	unoccupied	4,471	unoccupied	10	N/A	Floor is water damaged, needs repair
	Basement Center	unoccupied	4,291	unoccupied	10	N/A	Floor is water damaged, needs repair
	high voltage	n/a	1,016	N/A			
	tunnel to main bldg	in use	3,222	N/A			
3rd Floor	unoccupied	1,598	unoccupied	12	N/A		
stairwells	in use	923	N/A				
Donahoe	1st Floor	unoccupied	8,731	unoccupied	Office/program only	N/A	
	2nd Floor	unoccupied	9,091	unoccupied	Office/program only	N/A	
	3rd floor	unoccupied	9,406	unoccupied	Office/program only	N/A	
	Basement	unoccupied	7,189	unoccupied	0	N/A	
	stairwells	unoccupied	1,058	unoccupied	N/A	N/A	
	tunnel to main bldg	unoccupied	3,408	unoccupied	N/A	N/A	
Voldeng	Basement	under construction	8,065	unoccupied	0	N/A	
	1st Floor	under construction	9,540	unoccupied	30	N/A	
	2nd Floor	under construction	9,537	unoccupied	30	N/A	
	Attic	under construction	9,051	unoccupied	0	N/A	
	tunnel to main bldg	in use	3,432	N/A			
Wirth	1st Floor	staff living	7,886	80%			
	2nd Floor	staff living	7,660	100%			
	Basement	staff living	7,632	100%			
	stairwell total	in use	656	N/A			
	tunnel to main bldg	in use	2,948	N/A			
Wade	Basement	demo	5,764	unoccupied	N/A	N/A	
	1st Floor	demo	5,959	unoccupied	N/A	N/A	
	2nd Floor	demo	5,959	unoccupied	N/A	N/A	
	tunnel to main	demo	1,321	unoccupied	N/A	N/A	
Old Motor Pool		vehicle storage	3,450	100%			
New Motor Pool		equip repair	8,200	100%			
Rental Garages		vehicle storage	20,819	80%			
Cottage		living quarters	1,920	100%			
4 Duplexes		living quarters	18,328	75%			
Sheds		equip storage	34,946	90%			
New Metal Bldgs		grounds equip	13,824	100%			

Breakdown of Revenues by Leased Space, FY2009

Lessee	Brief Description	Time on Campus	Square Footage Utilized	Income Generated (FY2009)					
				Rent	Laundry	Maintenance	Dietary	Other	Total
Iowa Vocational Rehabilitation Services Office	State-run services for citizens requiring vocational rehabilitation.	1993 - present	530	\$ 768.48	\$ -	\$ 1,508.21	\$ -	\$ 3,036.31	\$ 5,313.00
The Pride Group	Private non-profit organization working with sub-acute mentally-ill patients.	1993 - present	6,018	\$ 12,336.96	\$ 2,199.15	\$ 6,179.95	\$ 52,464.72	\$ 27,218.22	\$ 100,399.00
Youth Emergency Services	13 county consortium-ran facility for detention of youths prior to trial.	1993 - present	4,776	\$ 7,425.24	\$ -	\$ 5,911.40	\$ 18,427.84	\$ 539.52	\$ 32,304.00
Jackson Recovery Center	Private non-profit substance abuse rehabilitation center.	1999 - present	8,774	\$ 12,722.28	\$ -	\$ 1,012.40	\$ 48,693.25	\$ 1,907.07	\$ 64,335.00
Juvenile Court Service Office (paid by Cherokee County Board of Supervisors)	State-run office working with juveniles within the court system.	1999 - present	666	\$ 965.76	\$ -	\$ -	\$ -	\$ 480.24	\$ 1,446.00
DHS Quality Control	DHS field operations, verifies clients' financial information.	2001 - 2009	0	\$ 412.90	\$ -	\$ -	\$ -	\$ 371.10	\$ 784.00
DHS Targeted Case Management Offices	DHS field operations, works with communities and individuals requiring support.	2004 - present	2,227	\$ 2,572.40	\$ -	\$ 930.70	\$ -	\$ 9,567.90	\$ 13,071.00
Northwest Community Empowerment	Works with family health issues within the county.	2007 - present	779	\$ 1,207.44	\$ -	\$ 10.00	\$ -	\$ 262.56	\$ 1,480.00
<b>Totals</b>			23,770	\$ 38,411.46	\$ 2,199.15	\$ 15,552.66	\$ 119,585.81	\$ 43,382.92	\$ 219,132.00